

# APPLE SEED

Dice Simulation  
with  
Writing Connection



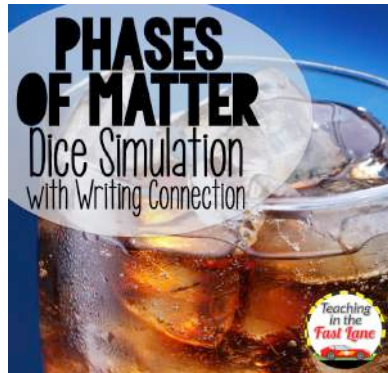
©2015 TeachingInTheFastLaneLLC




# PLEASE VISIT MY TEACHERSPAYTEACHERS STORE

# Teaching in the Fast Lane

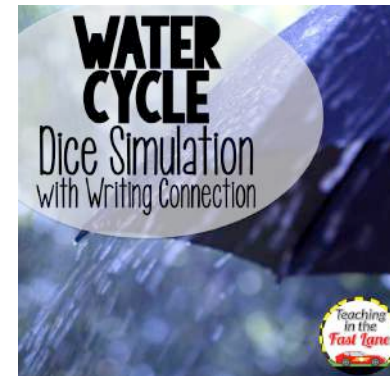
## FOR MORE SIMULATIONS!



**CIRCULATION OF A DOLLAR**  
Dice Simulation  
AND WRITING CONNECTION



**TURKEY IN HIDING**  
Dice Simulation  
AND WRITING CONNECTION



**REINDEER GAMES**  
Dice Simulation  
AND WRITING CONNECTION



# MANY MORE TO COME!

©2015TeachingInTheFastLaneLLC

# INCLUDED IN THIS PRODUCT:

- Teacher and student directions for simulation
- Recording sheet
- Sample Recording sheet
- Teacher directions for narrative
- Sample narrative based on sample recording sheet
- Rubric for narrative
- Signs for each location with directions
- Suggested read aloud list

**\*\*You will need six dice to complete this simulation. I recommend the large foam dice that can be found at the dollar store.\*\***

# NOTE TO TEACHER

This is a simulation meant just for fun. This is an activity that I do in the fall to get them up and moving, have a little fun, and incorporate our narrative writing skills.



# TEACHER DIRECTIONS FOR SIMULATION

- Print and laminate each of the location signs and student directions.
- Hang the location signs and student directions around your classroom and place one die by each poster.
- Hand out recording sheets to students and review the directions with them:
  - Directions are found on the next page
- Monitor students as they travel around the classroom during the simulation and complete their recording sheet.

# DIRECTIONS FOR SIMULATION

- In order to avoid a pile up at one particular station, number students off 1-6 and send them to the following station.
  1. You have grown into a beautiful tree.
  2. You begin to blossom.
  3. You emerge from the dirt as a sprout.
  4. You fall on the ground as seeds.
  5. You are picked up by an animal.
  6. You grow into an apple and are ready to be eaten.
- After each student has their starting location, they should begin to circulate.
- At each location, roll the die and read the event associated with the number rolled. Use the underlined words to record your progress and travel to the next location.
- Once you have established your location, travel there quietly and wait in line to roll the die.
  - If your directive is to stay in the same location, then go to the end of the line and take another turn rolling the die.
- Students should continue to travel from location to location until they complete their recording sheet or time is up.
- I would recommend allowing students to complete the simulation for about 10-15 minutes.



©2015TeachingInTheFastLaneLLC

# A TREE

1. You stay in the tree and continue to grow.
2. You begin to blossom.
3. You fall to the ground and begin to spout.
4. You fall on the ground and are collected as seeds.
5. You are picked up by an animal.
6. You grow into an apple.



# A BLOSSOM



# A BLOSSOM

1. Your blossom wilts back into the leaves of a tree.
2. You continue to blossom.
3. You fall to the ground and sprout.
4. You fall on the ground and are collected as seeds.
5. You are eaten by an animal.
6. You grow into an apple.

# A SPROUT



©2015TeachingInTheFastLaneLLC

# A SPROUT

1. You continue to grow into a tree.
2. You begin to blossom.
3. You continue to sprout.
4. You fall on the ground and are collected as seeds.
5. You are picked up and eaten by an animal.
6. You grow into an apple.

# SEEDS






# SEEDS

1. You are planted and grow into a tree.
2. You begin to blossom on the ground.
3. You fall into the dirt and begin to sprout.
4. You are packaged and sold as seeds.
5. You are picked up by an animal.
6. You are packaged and sold as seeds.



# AN ANIMAL

1. You are dropped on the ground and grow into a tree.
2. You begin to breason on the ground where the animal left you.
3. You fall into the dirt and begin to sprou.
4. You are dropped as seeds.
5. You are eaten by the animal.
6. You are dropped as seeds.



**AN  
APPLE**

# AN APPLE

1. You are dropped on the ground and grow into a tree.
2. You are eaten by an animal.
3. You fall into the dirt and begin to sprout.
4. You are dropped as seeds.
4. You are eaten by the animal.
4. You are dropped as seeds.



Name\_\_\_\_\_

#\_\_\_\_\_

Date\_\_\_\_\_

# APPLE SEED DICE SIMULATION

1	Begin	11	
2		12	
3		13	
4		14	
5		15	
6		16	
7		17	
8		18	
9		19	
10		20	

# APPLE SEED DICE SIMULATION

## EXAMPLE RECORDING SHEET

1	Begin an apple	11	Eaten by an animal
2	Eaten by an animal	12	Dropped on the ground
3	Dropped on the ground	13	Sprout
4	Sprout	14	Grow into a tree
5	Fall on the ground as seeds	15	Blossom
6	Packaged as seeds	16	Grow into an apple
7	Sprout	17	Sprout
8	Grow into a tree	18	Eaten by an animal
9	Blossom	19	Fall on ground as seeds
10	Grow into an apple	20	Packaged as seeds

# TEACHER DIRECTIONS FOR NARRATIVE

- After completing the dice simulation, students are ready to write a narrative from the point of view of an apple seed.
- Students should use their recording sheet (the locations they visited) to write a narrative piece about their journey.
- By following their recording sheet and adding details, students will have a narrative describing their journey. It is alright for students to not use all of the locations on their recording sheet, but they should include at least ten events.
- A rubric for the narrative is included.

## SAMPLE NARRATIVE

The view from high up in the apple tree was just tremendous. I spent my long days taking in the sights while I took in the nutrients that allowed me to grow larger and larger all the while coming closer to being ripe.

After several days of feeling my stem begin to fail me I finally felt the end of it come way and I went plummeting to the ground. I hit with a hard thump and rolled down a bit of a hill before coming to a rest. I rubbed my head and tried to regain my senses and take in my new location.

I didn't really have a chance though, because a deer came upon me almost immediately and unceremoniously took a giant bite out of the side of me. I ached in pain and tried to roll away, but the deer's grip on me was way too strong. I gave in and allowed myself to be consumed.

Miraculously a small bit of me that included seeds, was dropped on the ground and became buried in the dirt. It didn't much like the dark, but it was certainly superior to being eaten. I felt that I was hibernating underground, and could feel my strength returning.

One day I rose out of the dirt and towards the sunlight as a sprout. It felt good to be above ground again and I knew that this was only the first step to becoming a strong apple tree again.

Every day I grew a little taller and a little stronger. When the sun came up each day I would stretch as far as I could and soak in its rays. Then I would rest at night. I just knew I would be tall and producing fruit soon.

Then it finally happened, I grew a whole patch of blossoms. They came out of nowhere but I was so proud to see them. I knew they meant that I would soon have apples growing on me, and that would fulfill my life's mission.

# RUBRIC FOR APPLE SEED SIMULATION NARRATIVE

	1 point	3 points	5 points
<b>Grammar, Mechanics, and Spelling</b>	Many mistakes that make it difficult for the reader to understand.	A few mistakes, but nevertheless can still be understood.	Only 1-2 mistakes and the reader can understand.
<b>Organization and Coherence</b>	The story does not make sense or follow order of events.	The story follows order of events, but lacks coherence.	The story follows a logical order and is coherent.
<b>Events from recording sheet</b>	Includes less than 5 events from the simulation.	Includes 5-9 events from the simulation.	Includes 10 or more events from the simulation.
<b>Details</b>	No details are added.	A few obvious details are added.	Many imaginative details are added.



Terms of Use: ©2015TeachingintheFastLane. All rights reserved. Purchase of this product entitles the purchaser the right to reproduce the pages for ONE CLASSROOM ONLY. Duplication for more than one classroom such as another teacher, grade level, school, or district is strictly forbidden without written permission from the author. Copying any part of this product and placing it on the internet in any form is strictly forbidden and is a violation of the Digital Millennium Copyright Act (DMCA).

**Thank you for your purchase. If you have time, please rate this product and leave me some feedback on how I can improve my products. All constructive criticism is greatly appreciated.**

**PLEASE VISIT MY TEACHERSPAYTEACHERS STORE**  
**Teaching in the Fast Lane**  
**FOR MANY DIFFERENT PRODUCTS!**

<http://www.teacherspayteachers.com/Store/4th-Grade-Racers>

[4thgraderacers.blogspot.com](http://4thgraderacers.blogspot.com)



©2015TeachingInTheFastLaneLLC

