BIG

COMPARING & ORDERING NUMBERS

©2015TeachingInTheFastLaneLLC

Teaching in the Fast Lane

TABLE OF CONTENTS

Teacher Tips	3
Content Vocabulary	5
True or False Sort	10
Ordering Numbers in a Chart	17
Number Lines	23
Line 'Em Up!	30
Spin Cycle	37
Missing Symbols	41
Comparing Decomposed Numbers	47
Word Problems	55
QR Codes	62
Fill in the Blank	66
Test Bridge Questions	71

©2015TeachingInTheFastLaneLLC

TO THE TEACHER

- This product is meant to be a no frills, all action tool for cementing the concept of comparing and ordering numbers up to 100,000 in preparation for standardized testing.
- Each activity can be completed in a variety of ways to fit your classroom needs.
- It was created with the following standards in mind:
  - TEKS
    - -3.2(D) compare and order whole numbers up to 100,000 and represent comparisons using the symbols >,<, or =
  - Common Core
    - CCSS.MATH.CONTENT.4.NBTA.2 Read and write multi-digit numbers using base-ten numerals, number names, and expanded form. Comparing two multi-digit numbers based on meanings of the digits in each place, using >,=,and < symbols to record the results of comparisons.

©2015TeachingInTheFastLaneLLC

PREP RECOMMENDATIONS

- Each activity is created in black and white to conserve colored ink.
  - Using colored paper to differentiate different parts in each activity or the different stations will help students to stay organized.
- If you plan to use the activities for small group or partner activities over time, I would recommend laminating them for durability.

©2015TeachingInTheFastLaneLLC

CONTENT VOCABULARY

compare	order
represent	whole numbers
greater than (>)	less than (<)
equal (=)	comparison
digit	place value
greatest to least	least to greatest

PREVIEW

©2015TeachingInTheFastLaneLLC

compare

order

represent

whole numbers

preview

©2015TeachingInTheFastLaneLLC

ones

tens

greater than

>

less than

<

preview

©2015TeachingInTheFastLaneLLC

equal to

=

comparison

digit

place value

preview

©2015TeachingInTheFastLaneLLC

greatest to least

least to greatest

preview

©2015TeachingInTheFastLaneLLC

TRUE OR FALSE

When given a statement, sort it as either being true or false.

preview

©2015TeachingInTheFastLaneLLC

TEACHER SUGGESTIONS
TRUE OR FALSE

- In this activity students are asked to sort comparative statements as being true or false.
- This activity can be used in a variety of ways:
  - ✓ Small group with teacher guidance
  - ✓ A partner activity to practice
  - ✓ Independently to assess

Materials

Included:

- Comparative Statement Cards
- Sorting Mat
- Recording Sheet
- Answer Key

Not Included:

- Pencil

Preview

©2015TeachingInTheFastLaneLLC

1 13,629 < 13,700

2 100,000 > 99,999

3 576 > 600

4 23,742 > 23,750

5 42,000 < 43,000

6 98,012 < 198,012

7 12 < 13

8 4,537 > 4,890

9 671,091 < 671,100

10 163,034 > 162,999

11 76,203 > 76,300

12 999 < 1,000

preview

©2015TeachingInTheFastLaneLLC

13 164 < 170

14 12,341 > 12,431

15 99,909 > 99,990

16 13,229 < 13,329

17 120,010 = 120,001

18 78,902 > 78,920

19 902 > 920

20 5,709 > 5,790

21 23,692 < 23,902

22 43,892 > 44,001

23 629 < 670

24 89,999 > 90,000

Preview

©2015TeachingInTheFastLaneLLC

TRUE OR FALSE SORTING MAT

Sort each comparative statement as true or false.

TRUE	FALSE

preview

©2015TeachingInTheFastLaneLLC

Name _____ #_____ Date_____

TRUE OR FALSE RESPONSE SHEET

Sort each comparative statement as true or false then record your answers below.

1	2	3	4	5	6
7	8	9	10	11	12
13	14	15	16	17	18
19	20	21	22	23	24

preview

©2015TeachingInTheFastLaneLLC

TRUE OR FALSE ANSWER KEY

1 true	2 true	3 false	4 false	5 true	6 true
7 true	8 false	9 true	10 true	11 false	12 true
13 true	14 false	15 false	16 true	17 false	18 false
19 false	20 false	21 true	22 false	23 true	24 false

preview

©2015TeachingInTheFastLaneLLC

ORDERING NUMBERS IN A CHART

Use the chart on each card to order the numbers in the correct way.

Preview

©2015TeachingInTheFastLaneLLC

TEACHER SUGGESTIONS

ORDERING NUMBERS IN A CHART

- In this activity students are asked to order numbers, as specified, that are given to them in a chart.
- This activity can be used in a variety of ways:
  - ✓ Small group with teacher guidance
  - ✓ A partner activity to practice
  - ✓ Independently to assess

Materials

Included:

- Charts of Numbers Recording Sheet
- Answer Key

Not Included:

- Pencil

Preview

©2015TeachingInTheFastLaneLLC

1

Mountain Peaks in Texas in Feet	
Shumard Peak	8,615
El Capitan	8,085
Baldy Peak	8,378
Guadalupe Peak	8,751
Hunter	8,368

Order from least to greatest.

2

Population of Texas Cities	
Amarillo	1[illegible]54
Waco	130,[illegible]94
Mesquite	[illegible]4,[illegible]16
[illegible]no	278,[illegible]30
Corpus Christi	320,434

Order from least to greatest.

3

River Lengths in Texas in Miles	
Red River	1,360
Brazos River	1,280
Trinity River	710
Rio Grande	1,896
Pecos River	926

Order from greatest to least.

4

Enrollment at Texas Universities	
Texas Tech	34,843
Tarleton	11,681
Texas A&M	56,507
Texas State	36,739
Sam Houston	19,573

Order from greatest to least.

Preview

©2015TeachingInTheFastLaneLLC

5

Distance from NYC in Miles	
Kansas City, MO	1,225
New Orleans, LA	1,323
Billings, MT	2,067
Memphis, TN	1,112
Grand Junction, CO	2,048

Order from least to greatest.

6

Average Salary of Professions	
Architect	$[illegible]720
Software Developer	$9[illegible]520
Tax [illegible]mine[illegible]	$56[illegible]890
Farm[illegible]r Ra[illegible]che[illegible]	$7[illegible]570
Z[illegible]ologist	$63,230

Order from least to greatest.

7

Ca[illegible] Passing Yards	
Jo[illegible]n Elway	51,475
Peyton Ma[illegible]ning	71,871
[illegible]rew Br[illegible]es	59,515
[illegible]om Brady	57,170
B[illegible]ett Favre	71,838

Order from greatest to least.

8

Area of European Countries (Square Kilometers)	
Greece	131,940
France	551,695
United Kingdom	244,820
Germany	357,168
Norway	323,802

Order from greatest to least.

Preview

©2015TeachingInTheFastLaneLLC

Name _____ #_____ Date_____

ORDERING NUMBERS IN A CHART RESPONSE SHEET

Order each set of numbers from the chart according to the directions on the card.

1	2	3	4
5	6	7	8

preview

©2015TeachingInTheFastLaneLLC

ORDERING NUMBERS IN A CHART
ANSWER KEY

1	2	3	4
8,085	130,194	1,896	56,507
8,368	144,416	1,360	34,737
8,378	197,254	1,280	34,343
8,615	278,4[illegible]	926	19,573
8,751	320,434	7[illegible]	11,681

5	6	7	8
1,11[illegible]	$[illegible],89[illegible]	71,871	551,695
1,225	$63,230	71,838	357,168
1,923	$72,570	59,515	323,802
2,048	$99,520	57,170	244,820
2,067	$138,720	51,475	131,940

Preview

©2015TeachingInTheFastLaneLLC

NUMBER LINES

Determine which number could be placed on the number line.

preview

©2015TeachingInTheFastLaneLLC

TEACHER SUGGESTIONS
NUMBER LINES

- In this activity students are asked to determine which number fits on the number line.
- This activity can be used in a variety of ways:
  - ✓ Small group with teacher guidance
  - ✓ A partner activity to practice
  - ✓ Independently to assess

Materials

Included:
- Number lines with missing number
- Number cards
- Recording Sheet
- Answer Key

Not Included:
- Pencil

Preview

©2015TeachingInTheFastLaneLLC

1



2

3

4

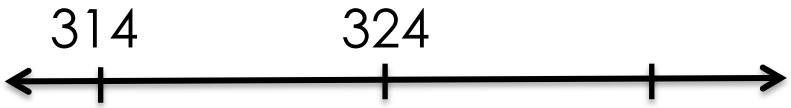

5

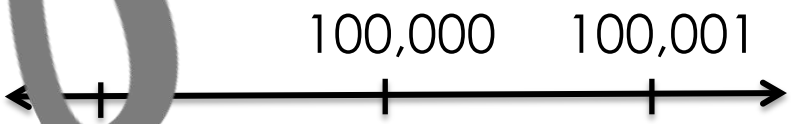

6

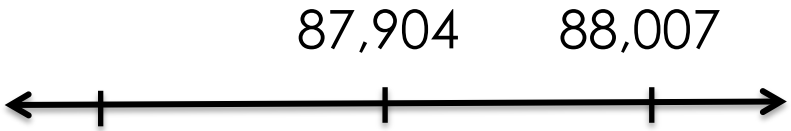

preview

©2015TeachingInTheFastLaneLLC

7



8

9

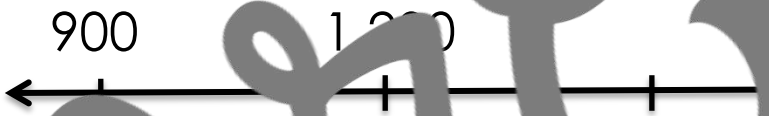

10

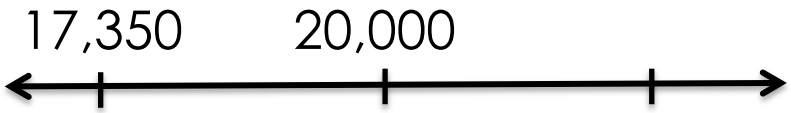

11

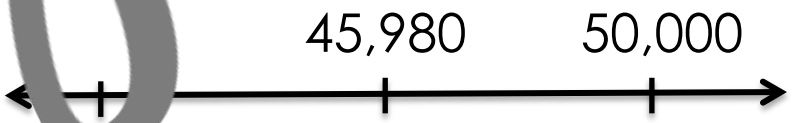

12

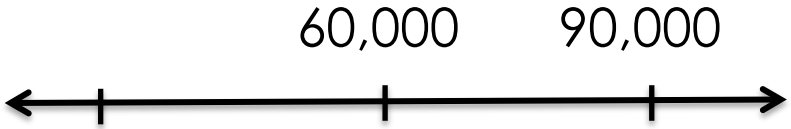

preview

©2015TeachingInTheFastLaneLLC

12,621	852	99,999
89	334	87,801
140	59,674	1,500
22,650	41,960	30,000

preview

©2015TeachingInTheFastLaneLLC

Name _____ #_____ Date_____

NUMBER LINES RESPONSE SHEET

Determine which number could be placed on the number line.

1	2
3	4
5	6
7	8
9	10
11	12

preview

©2015TeachingInTheFastLaneLLC

NUMBER LINES ANSWER KEY

1	12,621	**2**	80
3	852	**4**	334
5	99,999	**6**	87,801
7	140	**8**	59,674
9	1,500	**10**	22,650
11	41,960	**12**	30,000

Preview

©2015TeachingInTheFastLaneLLC

LINE 'EM UP

Order each set of numbers.

preview

©2015TeachingInTheFastLaneLLC

TEACHER SUGGESTIONS
LINE 'EM UP

- In this activity students are asked to order each set of numbers based on the directions.
- This activity can be used in a variety of ways
  - ✓ Small group with teacher guidance
  - ✓ A partner activity to practice
  - ✓ Independently to assess

Materials

Included:
- Set of numbers
- Recording Sheet
- Answer Key

Not Included:
- Pencil

Preview

©2015TeachingInTheFastLaneLLC

1

12,349
13,001
12,987

Order the numbers from least to greatest.

2

99,210
100,000
99,720

Order the numbers from greatest to least.

3

1,250
1,199
1,740

Order the numbers from greatest to least.

4

56,301
56,299
56,307

Order the numbers from least to greatest.

preview

©2015TeachingInTheFastLaneLLC

5

89,799
90,000
89,999

Order the numbers from least to greatest.

6

38,001
38,234
38,325

Order the numbers from greatest to least.

7

21,722
22,972
21,279

Order the numbers from greatest to least.

8

987
879
798

Order the numbers from least to greatest.

Preview

©2015TeachingInTheFastLaneLLC

9

13,901
14,000
14,100

Order the numbers from least to greatest.

10

97,201
96,999
97,199

Order the numbers from greatest to least.

11

39,311
39,113
39,131

Order the numbers from greatest to least.

12

28,900
28,809
28,908

Order the numbers from least to greatest.

Preview

©2015TeachingInTheFastLaneLLC

Name _____ #_____ Date_____

LINE 'EM UP RESPONSE SHEET

Order each set of numbers according to the directions on the card.

1	2	3
4	5	6
7	8	9
10	11	12

preview

©2015TeachingInTheFastLaneLLC

LINE 'EM UP ANSWER KEY

1 12,349 12,987 13,001	**2** 100,000 99,720 99,210	**3** 1,740 1,200 1,199
4 56,299 56,301 56,307	**5** 89,799 89,999 90,000	**6** 38,325 38,234 38,001
7 22,972 21,792 21,279	**8** 798 879 987	**9** 13,901 14,000 14,100
10 97,201 97,199 96,999	**11** 39,311 39,131 39,113	**12** 28,809 28,900 28,908

preview

©2015TeachingInTheFastLaneLLC

SPIN CYCLE

Use the spinner to create two numbers, and then write a statement comparing them.

preview

©2015TeachingInTheFastLaneLLC

TEACHER SUGGESTIONS
SPIN CYCLE

- In this activity students are asked to create two numbers with a spinner and then write a comparative statement about them.
- This activity can be used in a variety of ways:
  - ✓ Small group with teacher guidance
  - ✓ As partner activity to practice
  - ✓ Independently to assess
- Due to the nature of this activity no answer key is provided.

Materials

Included:
- Spinner
- Recording Sheet

Not Included:
- Answer Key
- Paper Clip for Spinner
- Pencil

Preview

©2015TeachingInTheFastLaneLLC

SPIN CYCLE

Use a paper clip and pencil to spin and record the number.



preview

©2015TeachingInTheFastLaneLLC

Name _____ #_____ Date_____

SPIN CYCLE RESPONSE SHEET

Use the spinner to create two numbers, and then use a symbol (<,>,=) to compare them.

1 _ _ , _ _ _ _ _ , _ _ _	**2** _ , _ _ _ _ , _ _ _	**3** _ _ , _ _ _ _ _ , _ _ _
4 _ _ _ , _ _ _ _ _ _ , _ _ _	**5** _ _ , _ _ _ _ _ , _ _ _	**6** _ _ _ _ _ _
7 _ _ _ _ _ _ _ , _ _ _	**8** _ , _ _ _ _ , _ _ _	**9** _ _ , _ _ _ _ _ , _ _ _
10 _ _ _ _ _	**11** _ _ , _ _ _ _ _ , _ _ _	**12** _ _ _ , _ _ _ _ _ _ , _ _ _

preview

©2015TeachingInTheFastLaneLLC

MISSING SYMBOLS

Use a symbol to complete each comparative statement.

preview

©2015TeachingInTheFastLaneLLC

TEACHER SUGGESTIONS
MISSING SYMBOLS

- In this activity students are asked to complete each comparative statement with a symbol.
- This activity can be used in a variety of ways:
  - ✓ Small group with teacher guidance
  - ✓ A partner activity to practice
  - ✓ Independently to assess

Materials

Included:
- Missing Symbol Cards
- Recording Sheet
- Answer Key

Not Included:
- Pencil

Preview

©2015TeachingInTheFastLaneLLC

1

23,999 24,000

2

1,978 1,987

3

99,999 99,999

4

1,723 1,732

5

87,998 87,989

6

73,001 73,010

7

32,222 28,888

8

4,917 4,719

preview

©2015TeachingInTheFastLaneLLC

9

28,082 28,028

10

66,066 66,[illegible]0

11

19,304 19,034

12

50,900 50,900

13

89,433 89,334

14

12,904 12,409

15

97,204 97,024

16

4,197 4,719

preview

©2015TeachingInTheFastLaneLLC

Name _____ #_____ Date_____

MISSING SYMBOLS RESPONSE SHEET

Use a symbol (<,>,=) to complete each comparative statement.

1	2	3	4
5	6	7	8
9	10	11	12
13	14	15	16

preview

©2015TeachingInTheFastLaneLLC

MISSING SYMBOLS ANSWER KEY

1 <	2 <	3 =	4 <
5 >	6 <	7 >	8 <
9 >	10 <	11 >	12 =
13 >	14 >	15 >	16 <

preview

©2015TeachingInTheFastLaneLLC

COMPARING DECOMPOSED NUMBERS

Record each number in standard form and write a comparative statement.

preview

©2015TeachingInTheFastLaneLLC

TEACHER SUGGESTIONS

COMPARING DECOMPOSED NUMBERS

- In this activity students are asked to record each number in standard form and then write a comparative statement.
- This activity can be used in a variety of ways:
  - ✓ Small group with teacher guidance
  - ✓ Partner activity to practice
  - ✓ Independently to assess

Materials

Included:

- Sets of Decomposed Numbers
- Recording Sheet
- Answer Key

Not Included:

- Pencil

Preview

©2015TeachingInTheFastLaneLLC

1

20,000+7,000+500+60+3

20,000+5,000+700+60+9

2

30,000+9,000+300+80+2

20,000+3,000+900+70

3

90,000+7,000+300+60+9

90,000+7,000+300+60+9

Preview

©2015TeachingInTheFastLaneLLC

4

90,000+500+60+9

90,000+500+90+6

5

100,000

90,000+8,000+700+90

6

70,000+7,000+90+9

70,000+7,000+100

preview

©2015TeachingInTheFastLaneLLC

7

50,000+2,000+700+6

5,000+700+60+5

8

40,000+3,000+900+10+2

40,000+3,000+900+10+7

9

60,000+6,000+600+60+6

60,000+6,000+900+90+9

preview

©2015TeachingInTheFastLaneLLC

10

30,000+2,000+900+20+3

30,000+3,000

11

3,000+900+70+8

3,000+300+90+9

12

50,000

40,000+9,000+900+80+9

preview

©2015TeachingInTheFastLaneLLC

Name _____ #_____ Date_____

COMPARING DECOMPOSED NUMBERS RESPONSE SHEET

Record the standard form of each number, and then write a comparative statement.

1	2	3	4
5	6	7	8
9	10	11	12

preview

©2015TeachingInTheFastLaneLLC

COMPARING DECOMPOSED NUMBERS ANSWER KEY

1 27,569>25,769	**2** 39,382>28,970	**3** 97,[illegible]60=97,[illegible]	**4** 90,[illegible]<90,[illegible]96
5 100,[illegible]>98,79[illegible]	**6** 77,[illegible]99<77,1[illegible]	**7** 52,706>5,765	**8** 43,912<43,917
9 66,666,66,999	**10** 32,929<33,000	**11** 3,978>3,399	**12** 50,000>49,989

preview

©2015TeachingInTheFastLaneLLC

WORD PROBLEMS

Solve each world problem.

preview

©2015TeachingInTheFastLaneLLC

TEACHER SUGGESTIONS
WORD PROBLEMS

- In this activity students are asked to complete each of the word problems and record their answer.
- This activity can be used in a variety of ways:
  - ✓ Small group with teacher guidance
  - ✓ A partner activity to practice
  - ✓ Independently to assess

Materials

Included:
- Word Problems Recording Sheet
- Answer Key

Not Included:
- Pencil

Preview

©2015TeachingInTheFastLaneLLC

1

Lorelei has 76 feet of rope. Max has 67 feet of rope. Who has more rope?

2

Rory has 7,923 cards in her collection. Dean has 7,295 cards in his collection. Who has a larger card collection?

3

Luke raised $628 for a charity. Taylor raised $722 and Babette raised $682. Order the money raised from least to greatest.

4

Jess has read 9,720 pages this month. Paris has read 10,000 pages. Who has read less?

©2015TeachingInTheFastLaneLLC

preview

5

Max has practiced the piano for 12,784 hours since he started playing. Suki has practiced 12,874 hours. Who has practiced more?

6

Michel walks his dogs for 123 minutes each day. Lane walks her dogs for 132 minutes each day. Write a comparative statement for how long they each walk their dogs.

7

Emily spent $34,820 on a new car. Richard spent $34,230 on his new SUV. Who spent less money?

8

Tristan counted 1,922 stars on Tuesday, 1,962 stars on Wednesday, and 2,000 stars on Thursday. Order the days from greatest to least stars counted.

©2015TeachingInTheFastLaneLLC

preview

9

Madeline drove 709 miles to visit her grandmother. Louise drove 720 miles to visit her aunt. Whose family is closer?

10

Logan flew 23,910 miles to go on vacation, and then 24,000 miles to go to work the next week. Did he fly farther to go on vacation or to work?

11

Jackson grew 398 tomatoes in July, 400 tomatoes in August, and 387 tomatoes in September. Order the months from least to greatest based on how many tomatoes he grew.

12

Christoper has been gone for 299 days. A year has 365 days. Has he been gone for more or less than a year?

Preview

©2015TeachingInTheFastLaneLLC

Name _____ #_____ Date_____

WORD PROBLEMS RESPONSE SHEET

Read and solve each word problem and record your answer below.

1	2	3	4
5	6	7	8
9	10	11	12

preview

©2015TeachingInTheFastLaneLLC

WORD PROBLEMS ANSWER KEY

1 Lorelei	**2** Rory	**3** $628, $682, $729	**4** Jess
5 Suki	**6** 23<12	**7** Richard	**8** Thursday Wednesday Tuesday
9 Louise's family	**10** Work	**11** September July August	**12** Less than a year

Preview

©2015TeachingInTheFastLaneLLC

QR CODES

Begin with the "Start" card and follow the directions using each card to reach the "End" card.

Preview

©2015TeachingInTheFastLaneLLC

TEACHER SUGGESTIONS
QR CODES

- In this activity students are asked to scan QR codes and follow the loop using all the cards to compare and order numbers
- This activity can be used in a variety of ways:
  - ✓ Small group with teacher guidance
  - ✓ A partner activity to practice
  - ✓ Independently to assess

Materials

Included:
- QR Code Cards

Not Included:
- Answer Key
- Device capable of scanning QR codes

Preview

©2015TeachingInTheFastLaneLLC

START

239<293

849

<

10,502

12,059

preview

©2015TeachingInTheFastLaneLLC

722

>

30,790

=

29,348

10,892>11,000

END

Preview

©2015TeachingInTheFastLaneLLC

FILL IN THE BLANK

Choose the number that would make each comparative statement true.

preview

©2015TeachingInTheFastLaneLLC

TEACHER SUGGESTIONS
FILL IN THE BLANK

- In this activity students are asked to complete each comparative statement with an additional number.
- This activity can be used in a variety of ways:
  - ✓ Small group with teacher guidance
  - ✓ A partner activity to practice
  - ✓ Independently to assess

  Due to the nature of this activity there is not an answer key.
- Also have students trade papers after they have completed the activity to check one another's for a "double whammy" of comparing numbers practice.

Materials

Included:

- Fill in the Blank Cards
- Recording Sheet

Not Included:

- Answer Key
- Pencil

Preview

©2015TeachingInTheFastLaneLLC

1

189 < ____ < 200

2

10,729 < ____ < 11,000

3

12,902 < ____ < 12,939

4

18,989 < ____ < 19,000

5

7,204 < ____ < 7,209

6

78,204 < ____ < 78,307

7

789 < ____ < 890

8

3,450 < ____ < 3,500

preview

©2015TeachingInTheFastLaneLLC

9

3,603 < ____ < 4,000

10

9 < ____ < 100

11

6,702 < ____ < 6,780

12

294 < ____ < 300

13

12,905 < ____ < 12,909

14

62,905 < ____ < 62,917

15

475 < ____ < 600

16

1,111 < ____ < 1,115

preview

©2015TeachingInTheFastLaneLLC

Name _____ #_____ Date_____

FILL IN THE BLANK RESPONSE SHEET

Choose a number that would accurately complete each comparative statement.

1	2	3	4
5	6	7	8
9	10	11	12
13	14	15	16

preview

©2015TeachingInTheFastLaneLLC

Name _____ #_____ Date _____

TEST BRIDGE QUESTIONS

1. At a school carnival the ring toss was played 3,671 times, the football throw was played 4,032 times, and the dunking tank was attempted 2,978 times. Which shows the games in order from least to greatest?

a. football throw, ring toss, dunk tank
b. ring toss, dunk tank, football throw
c. dunk tank, ring toss, football throw
d. dunk tank, football throw, ring toss

2. Chad has a sticker book with 342 stickers. Michael has a book with 297 stickers. Murray has more stickers than Chad and Michael combined. Which is a possible number of stickers Murray has

a. 63[illegible]
b. [illegible]
c. 648
d. 367

3. Mrs. Powell's class collected 2,3[illegible] BoxTops in September, 3,2[illegible] BoxTops in October, and 2,894 BoxTops in Novemer. In which month did they collect the most BoxTops?

a. November
b. August
c. October
d. September

4. Which comparative statement is true?

a. 5,503 > 5,000+500+9
b. 4,703 < 4,000+700+3
c. 4,503 > 4,000+500+3
d. 15,503 < 10,000+5,000+500+30

Preview

©2015TeachingInTheFastLaneLLC

TEST BRIDGE ANSWER KEY

1. At a school carnival the ring toss was played 3,671 times, the football throw was played 4,032 times, and the dunking tank was attempted 2,978 times. Which shows the games in order from least to greatest?

a. football throw, ring toss, dunk tank
b. ring toss, dunk tank, football throw
c. dunk tank, ring toss, football throw
d. dunk tank, football throw, ring toss

2. Chad has a sticker book with 342 stickers. Michael has a book with 297 stickers. Murray has more stickers than Chad and Michael combined. Which is a possible number of stickers Murray has

a. 63
b. [illegible]
c. 648
d. 367

3. Mrs. Powell's class collected 2,3[illegible] BoxTops in September, 3,2[illegible] BoxTops in October, and 2,894 BoxTops in Novemer. In which month did they collect the most BoxTops?

a. November
b. August
c. October
d. September

4. Which comparative statement is true?

a. 5,503 > 5,000+500+9
b. 4,703 < 4,000+700+3
c. 4,503 > 4,000+500+3
d. 15,503 < 10,000+5,000+500+30

Preview

©2015TeachingInTheFastLaneLLC

Terms of Use: ©2015TeachingintheFastLaneLLC. All rights reserved. Purchase of this product entitles the purchaser the right to reproduce the pages for ONE CLASSROOM ONLY. Duplication for more than one classroom such as another teacher, grade level, school, or district is strictly forbidden without written permission from the author. Copying any part of this product and placing it on the internet in any form is strictly forbidden and is a violation of the Digital Millennium Copyright Act (DMCA).

Thank you for your purchase. If you have time, please rate this product and leave me some feedback on how I can improve my products. All constructive criticism is greatly appreciated.

PLEASE VISIT MY TEACHERSPAYTEACHERS STORE

Teaching in the Fast Lane

FOR MANY DIFFERENT PRODUCTS!

http://www.teacherspayteachers.com/Store/4th-Grade-Racers

teachinginthefastlane.com

Digital Papers by Sassy Designs

©2015TeachingInTheFastLaneLLC