

# GARBAGE

Dice Simulation  
with Writing Connection

Teaching  
in the  
*Fast Lane*

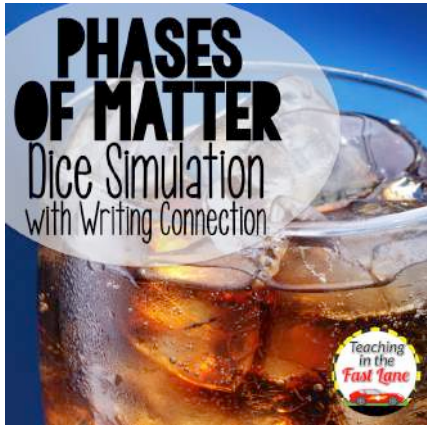




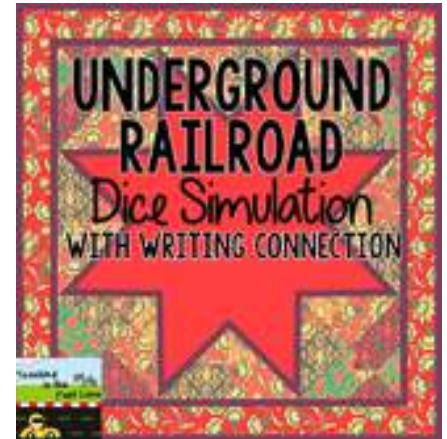
# PLEASE VISIT MY TEACHERSPAYTEACHERS STORE

# Teaching in the Fast Lane

## FOR MORE SIMULATIONS!




**TURKEY IN HIDING**  
Dice Simulation  
AND WRITING CONNECTION



**CIRCULATION OF A DOLLAR**  
Dice Simulation  
AND WRITING CONNECTION



**REINDEER GAMES**  
Dice Simulation  
AND WRITING CONNECTION



# MANY MORE TO COME!

©2015TeachingInTheFastLaneLLC



# INCLUDED IN THIS PRODUCT:

- Teacher and student directions for simulation
- Recording sheet
- Sample recording sheet
- Teacher directions for narrative
- Sample narrative based on sample recording sheet
- Rubric for narrative
- Signs for each location with directions
  - For larger classes, I would make multiple copies of each poster and directions, so that lines at each don't get too long.

**\*\*You will need six dice to complete this simulation. I recommend the large foam dice that can be found at the dollar store.\*\***

# NOTE TO TEACHER

This is a simulation meant to reinforce students' knowledge of how garbage is processed through the environment. This simulation is a great way to connect science and writing within your curriculum.

# TEACHER DIRECTIONS FOR SIMULATION

- Print and laminate each of the location signs and student directions.
- Hang the location signs and student directions around your classroom and place one die by each poster.
- Hand out recording sheets to students and review the directions with them:
  - Directions are found on the next page.
- Monitor students as they travel around the classroom during the simulation and complete their recording sheet.
- Assign students to their starting location.
  - Do this by numbering students off #1-6 and assign them to the following locations:
    - 1. In a Dumpster
    - 2. In a Trash Truck
    - 3. At the Dump
    - 4. On the Side of the Road
    - 5. Litter Patrol
    - 6. Caught on an Animal

# DIRECTIONS FOR SIMULATION

- After each student has their starting location, they should begin to circulate.
- At each location, roll the die and read the event associated with the number rolled. Use the underlined words to record your progress and travel to the next location.
- Once you have established your location, travel there quietly and wait in line to roll the die.
  - If your directive is to stay in the same location, then go to the end of the line and take another turn rolling the die.
- Students should continue to travel from location to location until they complete their recording sheet or time is up.
  - I would recommend allowing students to complete the simulation for about 10-15 minutes.



**IN A  
DUMPSTER**



# IN A DUMPSTER

1. You are picked up by a trash truck.
2. A wind blows you out of the dumpster and onto the side of the road.
3. You are picked up by a trash truck.
4. A wind blows you out of the dumpster and onto the side of the road.
5. You are picked up by a trash truck.
6. A wind blows you out of the dumpster and onto the side of the road.





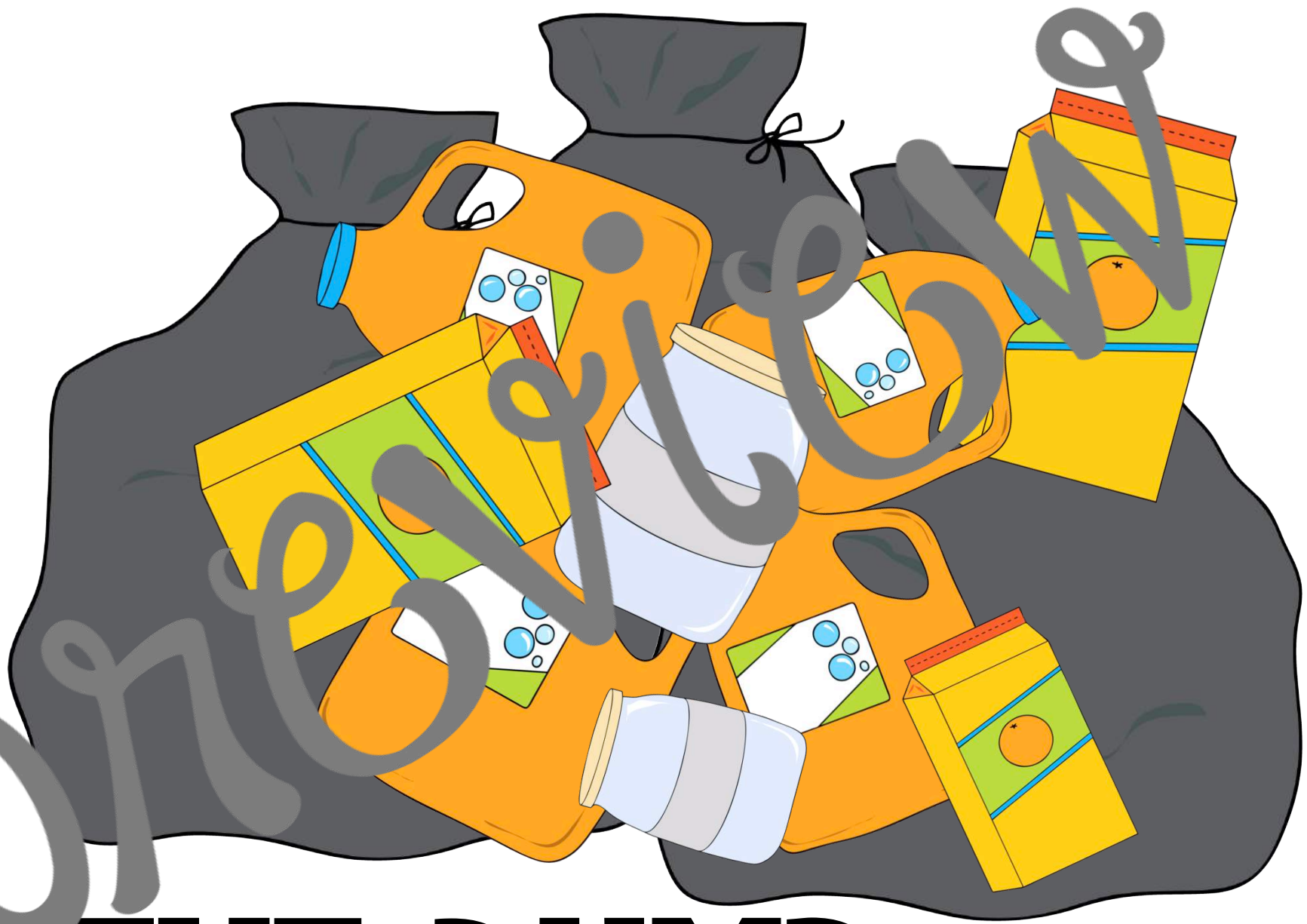


# IN A TRASH TRUCK

# IN A TRASH TRUCK

1. You are taken directly to the dump.
2. You are blown out of the truck onto the side of the road.
3. You get blown out of the truck and caught on an animal.
4. You are blown out of the truck onto the side of the road.
5. You get blown out of the truck and caught on an animal.
6. You are taken directly to the dump.






**AT THE DUMP**

# AT THE DUMP

1. You remain at the dump.
2. While scavenging the dump an animal gets caught.
3. You remain at the dump.
4. You are blown away and onto the side of the road.
5. You remain at the dump.
6. You are put into another trash truck to be transferred.








**ON THE  
SIDE OF THE ROAD**


# ON THE SIDE OF THE ROAD

1. You are picked up by and get caught on an animal.
2. You stay on the side of the road.
3. During highway clean up you are picked up by the litter patrol.
4. Someone picks you up and throws you in a dumpster.
5. During highway clean up you are picked up by the litter patrol.
6. Someone picks you up and throws you in a dumpster.




**PICKED UP**

**BY LITTER PATROL**




# PICKED UP BY LITTER PATROL

1. After being collected you are bagged and placed in a dumpster.
2. There was so much litter that a trash truck comes directly to you.
3. After being collected you are bagged and placed in a dumpster.
4. There was so much litter that a trash truck comes directly to you.
5. After being collected you are bagged and placed in a dumpster.
6. There was so much litter that a trash truck comes directly to you.








**CAUGHT  
ON AN ANIMAL**

# CAUGHT ON AN ANIMAL

1. The litter patrol untangles the animal.
2. You remain caught on an animal.
3. The animal frees itself and you are left on the side of the road.
4. The animal passes away and is placed in a dumpster.
5. The animal frees itself and you are left on the side of the road.
6. The litter patrol untangles the animal.



Name\_\_\_\_\_

#\_\_\_\_\_

Date\_\_\_\_\_

# GARBAGE DICE SIMULATION

1	Begin	1 1	
2		1 2	
3		1 3	
4		1 4	
5		1 5	
6		1 6	
7		1 7	
8		1 8	
9		1 9	
10		2 0	

# SAMPLE RECORDING SHEET FOR GARBAGE DICE SIMULATION

1	Begin in a dumpster	11	in a dumpster
2	trash truck	12	the side of the road
3	at the dump	13	the side of the road
4	at the dump	14	litter patrol
5	trash truck	15	trash truck
6	at the dump	16	at the dump
7	at the dump	17	at the dump
8	at the dump	18	trash truck
9	caught on an animal	19	at the dump
10	caught on an animal	20	caught on an animal



# TEACHER DIRECTIONS FOR NARRATIVE

- After completing the dice simulation, students are ready to write a narrative from the point of view of a piece of garbage making its way through the environment.
- Students should use their recording sheet (the locations they visited) to write a narrative piece about their adventure.
- By following the recording sheet and adding details, students will have a narrative describing their adventure. It is also important for students to use their science vocabulary in the narrative.
- It is important for students to not use all of the locations on their recording sheet, but they should include at least five events.
- A rubric for the narrative is included.

## SAMPLE NARRATIVE

The day I was brought home from the store was the happiest day of my life. As a plastic shopping bag I had sat in a box on a shelf for years before realizing my purpose. When the day finally came for me to be used I could not contain my excitement. I rippled my plastic in joy as the cashier filled me with fresh produce. I looked forward to the next part of my adventure.

The ride to my new home was very dark in the trunk of a car. I did appreciate the extra room that I had to stretch out. I spoke with the other bags during the ride, and that drove it to a whole lot faster.

When we arrived at the home I was unpacked and then placed under the sink with a collection of other plastic bags. I settled in for what I thought would be another long stay, but instead it was only a few hours before I was pulled back into the bright light and filled with garbage. I had hoped for a more noble use, but I suppose that pride comes from being used at all.

I was immediately taken back outside and thrown, and me in thrown, into a dumpster. The landing was quite hard in the bottom of the metal container, but I was soon covered by other garbage. The dumpster smelled terribly and was quite dark.

I stayed in the dumpster for several days before being catapulted into the back of a trash truck. The only good news there is that bottom of the dumpster means top of the trash truck, that is until the next dumpster is dumped on.

Once on the truck it was quite a long, hot, and bumpy ride to the dump where we were unceremoniously emptied onto the ground. I was absolutely amazed by the sheer amount of garbage that was just spread over the ground. When I saw this, I knew I was in for the long haul. So there I stayed, on the ground, for many years.

One day I felt a net on top of me. I looked up to see a small bird scavenging the dump. All of a sudden I felt a tug on my handle, and then another one. I realized that I was caught on the leg of the poor little bird. Try as it might, it just couldn't pull itself free. Finally, it managed to pull free of the dump, but I remained twisted around its leg.

Together we flew off into the sky, but the bird was so small, and the wind kept getting caught in me and dragging it down. I knew that it wouldn't last long. Sure enough, the little guy didn't make it. We plummeted to ground, and the bird lay lifeless. The litter patrol happened upon us, and we were unceremoniously thrown into a dumpster. I was so upset for the bird, that I just stayed there. I have hopes of being recycled one day.

# RUBRIC FOR GARBAGE DICE SIMULATION NARRATIVE

	1 point	3 points	5 points
<b>Grammar, Mechanics, &amp; Spelling</b>	Many mistakes that make it difficult for the reader to understand.	A few mistakes, but the reader can still understand.	Only 1-2 mistakes and the reader can understand.
<b>Organization and Coherence</b>	The story does not make sense or follow a clear order of events.	The story follows order of events, but lacks coherence.	The story follows a logical order and is coherent.
<b>Events from coming sheet</b>	Includes 3 or less events from the simulation.	Includes 4-5 events from the simulation.	Includes 6 or more events from the simulation.
<b>Details and Scientific Vocabulary</b>	No details are added. Academic vocabulary is not present.	A few obvious details are added along with some academic vocabulary.	Many imaginative details are added. Clear use and knowledge of academic vocabulary is present.

Terms of Use: ©2015TeachingintheFastLaneLLC. All rights reserved. Purchase of this product entitles the purchaser the right to reproduce the pages for ONE CLASSROOM ONLY. Duplication for more than one classroom such as another teacher, grade level, school, or district is strictly forbidden without written permission from the author. Copying any part of this product and placing it on the internet in any form is strictly forbidden and is a violation of the Digital Millennium Copyright Act (DMCA).

**Thank you for your purchase. If you have time, please rate this product and leave me some feedback on how I can improve my products. All constructive criticism is greatly appreciated.**

**PLEASE VISIT MY TEACHERSPAYTEACHERS STORE**  
**Teaching in the Fast Lane**  
**FOR MANY DIFFERENT PRODUCTS!**  
[Http://www.teachingintheFastLane.com](http://www.teachingintheFastLane.com)

