



Dice Simulation
with
Writing Connection

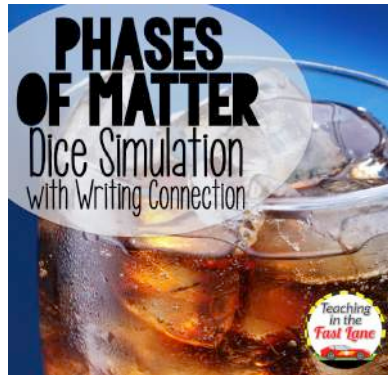
TURKEY




PLEASE VISIT MY TEACHERSPAYTEACHERS STORE

Teaching in the Fast Lane

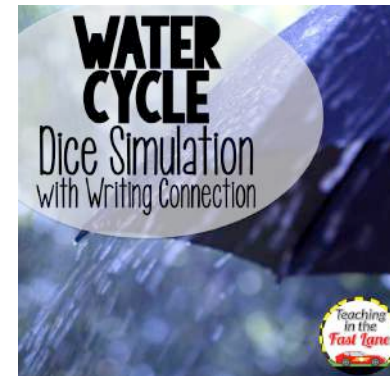
FOR MORE SIMULATIONS!



CIRCULATION OF A DOLLAR
Dice Simulation
AND WRITING CONNECTION



TURKEY IN HIDING
Dice Simulation
AND WRITING CONNECTION



REINDEER GAMES
Dice Simulation
AND WRITING CONNECTION



MANY MORE TO COME!

©2014TeachingInTheFastLaneLLC

INCLUDED IN THIS PRODUCT:

- Teacher and student directions for simulation
- Recording sheet
- Sample Recording sheet
- Teacher directions for narrative
- Sample narrative based on sample recording sheet
- Rubric for narrative
- Signs for each location with directions
- Suggested read aloud list

****You will need six dice to complete this simulation. I recommend the large foam dice that can be found at the dollar store.****

NOTE TO TEACHER

This is a simulation meant just for fun. This is an activity that I do with my students in the days leading up to our Thanksgiving break to have a little fun, and incorporate our narrative writing skills.

TEACHER DIRECTIONS FOR SIMULATION


- Print and laminate each of the location signs and student directions.
- Hang the location signs and student directions around your classroom and place one die by each poster.
- Hand out recording sheets to students and review the directions with them.
- Directions are found on the next page.
- Monitor students as they travel around the classroom during the simulation and complete their recording sheet.

DIRECTIONS FOR SIMULATION

- In order to avoid a pile up at one particular station, number students off 1-6 and send them to the following station:
 1. Feeling good, stay in the turkey pen for another night.
 2. Feeling nervous, join the cows in the field for a little protection.
 3. Put on your best disguise.
 4. Go on strike demanding better treatment.
 5. Might as well join them as a pilgrim.
 6. Join the chicks and hope the hawk you are too little to eat.
- After each student has their starting location, they should begin to circulate.
- At each location, roll the die and read the event associated with the number rolled. Use the underlined words to record your progress and travel to the next location.
 - Once you have established your location, travel there quietly and wait in line to roll the die.
 - If your directive is to stay in the same location, then go to the end of the line and take another turn rolling the die.
- Students should continue to travel from location to location until they complete their recording sheet or time is up.


I would recommend allowing students to complete the simulation for about 10-15 minutes.

IN THE
TURKEY
PEN



IN THE TURKEY PEN

1. Feeling good, stay in the turkey pen for another night.
2. Feeling nervous, join the cows in the field for a little protection.
3. For on your best disguise.
4. Go on strike demanding better treatment.
5. Might as well join them as a pilgrim.
6. Join the chicks and hope they think you are too little to eat.



WITH THE
COWS



WITH THE COWS IN THE FIELD

1. Feeling good, go back to the turkey pen for another night.
2. Feeling nervous, stay with the cows in the field for a little protection.
3. Put on your best disguise.
4. Go on strike demanding better treatment.
5. Tonight as well join them as a pilgrim.
6. Join the chicks and hope they think you are too little to eat.



PUT ON
YOUR
DISGUISE



PUT ON YOUR BEST DISGUISE


1. Feeling good, go back to the turkey pen for another night.
2. Feeling nervous, go stay with the cows in the field for a little protection.
3. It's working, keep your best disguise on.
4. Go strike demanding a better treatment.
5. Might as well join them as a pilgrim.
6. Join the chicks and hope they think you are too little to eat.






GO ON STRIKE

1. Enough of the picket line for one day, go back to the turkey pen for the night.
2. Feeling nervous go stay with the cows in the field for a little protection.
3. Put on your best disguise.
4. You think they might bow to your demands so you stay on strike.
5. Might as well join them as a pilgrim.
Stay with the chicks in their pen.




DRESS AS A PILGRIM




DRESS AS A PILGRIM

1. Feeling good, go back to the turkey men for another night.
2. Feeling nervous, go stay with the cows in the field for a little protection.
3. Put on your best disguise.
4. Go on strike demanding better treatment.
5. Stay with the pilgrims for a while longer.
6. Join the chicks and hope they think you are too little to eat.




JOIN THE CHICKS



JOIN THE CHICKS

1. Feeling good, go back to the turkey pen for another night.
2. Feeling nervous, go stay with the cows in the field for a little protection.
3. Put on your best disguise.
4. Go on strike demanding better treatment.
5. Tonight as well join them as a pilgrim.
6. Stay with the chicks in their pen.



Name_____

#_____

Date_____

TURKEY IN HIDING DICE SIMULATION

1	Begin	11	
2		12	
3		13	
4		14	
5		15	
6		16	
7		17	
8		18	
9		19	
0		20	

TURKEY IN HIDING DICE SIMULATION

EXAMPLE RECORDING SHEET

1	Begin in turkey pen	11	Go on strike
2	Dress like a pilgrim	12	Go to cow field
3	Join the chicks	13	Go on strike
4	Go on strike	14	Stay on strike
5	Go to cow field	15	Dress in disguise
6	Stay in cow field	16	Stay in disguise
7	Join the chicks	17	Go on strike
8	Stay with chicks	18	Stay on strike
9	Dress like a pilgrim	19	Dress like a pilgrim
10	Stay dressed like a pilgrim	20	Stay with chicks

TEACHER DIRECTIONS FOR NARRATIVE

- After completing the dice simulation, students are ready to write a narrative from the point of view of a turkey trying to not be Thanksgiving dinner.
- Students should use their recording sheet (the locations they visited) to write a narrative piece about their journey.
- By following their recording sheet and adding details, students will have a narrative describing their journey. It is alright for students to not use all of the locations on their recording sheet, but they should include at least ten events.
- A rubric for the narrative is included.

SAMPLE NARRATIVE

I could feel it in the air. Thanksgiving is almost here. Farmer John has been spending more time hanging around our pen. I just know that he is trying to see which one of us turkeys would make the best Thanksgiving dinner.

I am not going to be dinner this year. I will try to blend in with the decorations. I have saved up all year for my pilgrim costume, and that's how I will evade the farmer. This hat sure does make my head itchy though.

New plan, I am in the pen with the chicks. I make myself look as small as possible. Surely the farmer will think that I am too young to provide a proper dinner!

The farmer noticed me and kicked me out of the chicks' pen. I am going on strike! These people need to know that I am not for eating!

I was unsuccessful in gathering other turkeys for the cause. Instead, I am putting some distance between me and the farmer. I am hiding out in the cow field. Maybe they won't even notice me.

I have been spotted. I have made my way into town in my best disguise, but I don't think it is working. People keep pointing and laughing.

I am back on the farm again. Farmer John put me in the pen with the chicks. Maybe he decided that I am too entertaining to be eaten. Either way today is Friday, so I have survived another Thanksgiving!

RUBRIC FOR TURKEY IN HIDING SIMULATION NARRATIVE

	1 point	3 points	5 points
Grammar, Mechanics, and Spelling	Many mistakes that make it difficult for the reader to understand.	A few mistakes, but the reader can still understand.	Only 1-2 mistakes and the reader understands.
Organization and Coherence	The story does not make sense or follow order of events.	The story follows a number of events, but lacks coherence.	The story follows a logical order and is coherent.
Events from recording sheet	Includes less than 5 events from the simulation.	Includes 5-9 events from the simulation.	Includes 10 or more events from the simulation.
Details	No details are added.	A few obvious details are added.	Many imaginative details are added.

Terms of Use: ©2014TeachingintheFastLane. All rights reserved. Purchase of this product entitles the purchaser the right to reproduce the pages for ONE CLASSROOM ONLY. Duplication for more than one classroom such as another teacher, grade level, school, or district is strictly forbidden without written permission from the author. Copying any part of this product and placing it on the internet in any form is strictly forbidden and is a violation of the Digital Millennium Copyright Act (DMCA).

Thank you for your purchase. If you have time, please rate this product and leave me some feedback on how I can improve my products. All constructive criticism is greatly appreciated.

PLEASE VISIT MY TEACHERSPAYTEACHERS STORE
Teaching in the Fast Lane
FOR MANY DIFFERENT PRODUCTS!

<http://www.teacherspayteachers.com/Store/4th-Grade-Racers>

4thgraderacers.blogspot.com



©2014TeachingInTheFastLaneLLC

